











May 2016 Speech and Language Activities



Sunday	Monday	Tuesday	Wednesday	Thursday	Friday	Saturday
<p>1</p> 	<p>2</p> <p>Pick a book your child knows by heart. Let your child tell you the story.</p>	<p>3</p>	<p>4</p> <p>Play time! Use your child's energy to practice following directions. Try things like "Clap your hands", "Jump on the grass", "Crawl over the pillow."</p>	<p>5</p>	<p>6</p> <p>Make some music. Put beans in a container and shake, shake, shake! Try different objects and talk about the different sounds they make.</p>	<p>7</p> 
<p>8</p> <p>Happy Mother's Day!</p>	<p>9</p> 	<p>10</p> <p>Read books with rhyming words together</p>	<p>11</p> 	<p>12</p> <p>It's time for Play Dough! Help your child cut out different shapes using cookie cutters. Talk about what you are making.</p>	<p>13</p>	<p>14</p> <p>Give your child the opportunity to make a choice, "Do you want the red shirt or the blue shirt?"</p>
<p>15</p>	<p>16</p> <p>Have a pretend picnic with your child and his/her favourite toys. Use lots of words like yummy/tasty/all gone</p>	<p>17</p> 	<p>18</p> <p>Play "I Spy" with sounds. "I spy something that starts with M," "Monkey."</p>	<p>19</p>	<p>20</p> <p>Create paper plate masks of your favourite animal. Have fun playing and making animal noises</p>	<p>21</p> 
<p>22</p> <p>Write your child's name on a piece of paper. Let him/her colour and decorate their name.</p>	<p>23</p> 	<p>24</p> <p>Take a Sound Walk together. Talk about sounds you hear a lot (birds) and all the new sounds (ice cream truck) in your area.</p>	<p>25</p>	<p>26</p> <p>Practice a sound that your child is having difficulty saying.</p>	<p>27</p> 	<p>28</p> <p>Play a Guessing Game. Describe an object and have your child guess what it is. Take Turns Guessing!</p>
<p>29</p>	<p>30</p> <p>Make animal sounds together. Take turns sounding like birds/elephants/monkeys</p>	<p>31</p>	