








# 2015 May Speech and Language Activities



Sunday	Monday	Tuesday	Wednesday	Thursday	Friday	Saturday
<b>Language Express Preschool Speech &amp; Language</b> 					<b>1</b>	<b>2</b>
					Practice a sound that your child is having difficulty saying.	Give your child the opportunity to make a <b>choice</b> , "Do you want the red shirt or the blue shirt?"
<b>3</b>	<b>4</b>	<b>5</b>	<b>6</b>	<b>7</b>	<b>8</b>	<b>9</b>
Play a <b>Guessing Game</b> . Describe an animal, give lots of clues and take turns guessing.	Put on some <b>music</b> . Stamp your feet, tap the table, clap your hands, and wiggle your hips to the beat!		Ask your child to <b>name</b> as many things as possible that are: blue/green/fast/cold	Make a <b>Job Chart!</b> Use pictures of simple jobs your child can do around the house.	Go to the <b>Library</b> try these books: <b>Biscuit Loves Mothers Day</b> by Alyssa Capucilli <b>Springs Sprung</b> by Lynn Plourde	<b>Mother's Day</b> 
<b>10</b>	<b>11</b>	<b>12</b>	<b>13</b>	<b>14</b>	<b>15</b>	<b>16</b>
	Give your child 3 words and tell them to make up a <b>story</b> using them e.g. Witch, Dragon and Prince.	Fill a flat container with rice or flour and help your child draw the <b>letters</b> of the alphabet with their fingers.	Create paper plate <b>masks</b> of your favourite animal. Have fun playing and making animal noises		Take a <b>spring stroll</b> together and look for as many things that are round: wheel, merry-go-round, ball.	Play "I Spy" with letters. "I spy the letter <b>S</b> on a sign" "Stop Sign"
<b>17</b>	<b>18</b>	<b>19</b>	<b>20</b>	<b>21</b>	<b>22</b>	<b>23</b>
Use paper bags or old socks to make <b>puppets</b> . Put on a show together of your child's favourite story.	Make a <b>scrapbook</b> of your favourite things. Group them into categories: things to eat, things to ride on...	<b>Write</b> down words that your child likes. Have him/her draw a picture next to it: dragon, swimming etc.		<b>Read</b> your favourite fairy tale together, then draw a picture and talk about the story.		
<b>24</b>	<b>25</b>	<b>26</b>	<b>27</b>	<b>28</b>	<b>29</b>	<b>30</b>
Ask your child what he/she did today.	Play <b>pretend</b> . Be an astronaut on Mars or a take a pretend trip on a train. Get creative and have some fun.	Get out the <b>play dough</b> and practice making shapes (square/triangle) Talk about what you are making.		Be a <b>detective</b> in your own home. Ask how many of these objects he/she can find: doors, windows, beds, clocks, chairs etc.	Together name <b>body parts</b> and what they're used for: "This is my nose. I can smell flowers, soap and popcorn."	
<b>31</b>						

Please visit [www.language-express.ca](http://www.language-express.ca) for more activity calendars.