







July 2015 Speech and Language Activities



Sunday	Monday	Tuesday	Wednesday	Thursday	Friday	Saturday
Language Express Preschool Speech & Language 			1 Canada Day 	2 Have your child draw a picture. Let him/her tell you a story about their picture.	3 Read your favourite fairy tale together, then draw a picture and talk about the story.	4
5 Play pretend . Be an astronaut on Mars or a take a pretend trip on a train. <i>Get creative and have some fun.</i>	6 Make Sock Puppets together and act out your favourite stories. Like "Little Red Riding Hood" and "The Three Little Pigs"	7 Get out the family photos and talk about the people and events in the pictures.	8	9 Play a game together like Memory or Bingo	10 Take a trip to the library and try these books: Jamberry by Bruce Degen The Hungry Thing by Jan Slepian	11 Use silly voices when talking. SSSSing like a snake, or squeak like a mouse.
12	13 Fill a flat container with rice or flour and help your child draw the letters of the alphabet with their fingers.	14 Go on an Object hunt . Find as many things that you can in 3 minutes. Such as: Things that can be read/sat on/worn heard/played with...	15 Let your child help with simple chores around the house. Talk about opposites you find: "This red book is heavy but the yellow book is light "	16 	17 Write down words that your child likes. Have him/her draw a picture next to it: dinosaur/puzzle/game	18
19 Draw a picture together take turns adding different details. Talk about what you are drawing.	20 Take a walk through your neighbourhood. Look for people and things that start with the same sound. Like: cat/car/cap	21 Learn a new word today!	22	23 Ask your child what he/she did today.	24 Use lots of new words while at the playground like: high, low, fast, and slow.	25 Play "I Spy" with letters. "I spy the letter S on a sign" "Stop Sign"
26 Go on a rhyming hunt . Find objects around the house that rhyme, like cat and hat.	27 Cut out pictures of animals and make a book together. Group animals by size, where they live or how they move.	28 	29 Let's Pretend!! Let your child choose what person/animal they would like to be and let their imagination take over.	30 Take a trip to the grocery store . Give children their own shopping list with pictures of each item to find.	31 Take a walk together and talk about the way things around you are the same and different. Use colour, shape and size words	Please visit www.language-express.ca for more activity calendars.