









January 2016 Speech and Language Activities



Sunday	Monday	Tuesday	Wednesday	Thursday	Friday	Saturday
Language Express Preschool Speech & Language 					1 	2 Write your child's name on a piece of paper. Let him/her colour and decorate their name.
3	4 Pick a book your child knows by heart. Let your child tell you the story.	5 Try doing a puzzle together. Choose simple wooden puzzles with lots of colours.	6 Give your child words to describe feelings . Introduce words such as happy/sad/mad/excited	7	8 Make Sock Puppets together and act out your favourite stories. Like "Little Red Riding Hood" and "The Three Little Pigs"	9 Play a game together like Memory or Bingo
10 Create a Reading corner for your child with lots of books, blankets and soft pillows.	11 	12	13 Read books with rhyming words together	14 Get out the playdough . Squish, roll and pat it and talk about what your child is doing	15 Hide toys around the room and have fun asking "Where?" Give clues using words like on, under, behind, in front of.	16
17 Make up a silly rhyme together! Like "The fat rat ate the cat on the mat"... The sillier the better.	18 Cut out pictures of animals and make a book together. Group animals by size, where they live or how they move	19 Play " Mirror ." Take turns making funny faces and sounds and copying the others movements.	20	21 Let's pretend . Be an astronaut on Mars or a take a pretend trip on a train. Get creative and have some fun.	22	23
24	25	26 Draw a picture together take turns adding different details. Talk about what you are drawing.	27 Take a trip to the library and try these books: "Winter Friends" "Winter Walk" "Cold little Duck, Duck,Duck"	28 Make a scrapbook of your favourite things. Group them into categories: things to eat, things to ride on...	29 	30 Story chain. Have one person start a story and everyone in the family adds a sentence to make a funny new story.
31						