






# 2015 February Speech and Language Activities



| Sunday  | Monday  | Tuesday  | Wednesday   | Thursday   | Friday   | Saturday  |
|---|---|--|---|--|--|---|
| <p><b>1</b></p> <p>Play a <b>game</b> together like Memory or Bingo</p>   | <p><b>2</b></p> <p><b>Add</b> to what your child is saying. If he/she says "Allgone" say, "Water's all gone!"</p>                               | <p><b>3</b></p>  | <p><b>4</b></p> <p>Try doing a <b>puzzle</b> together. Choose simple wooden puzzles with lots of colours.</p>       | <p><b>5</b></p> <p><b>Write</b> your child's name on a piece of paper. Let him/her colour and decorate their name.</p>                                 | <p><b>6</b></p>   | <p><b>7</b></p> <p>Take a <b>walk</b> together and talk about the way things around you are the same and different. Use colour, shape and size words.</p> |
| <p><b>8</b></p>   | <p><b>9</b></p> <p>Be a <b>detective</b> at home. Look for items that start with the first letter of your child's name.</p>                     | <p><b>10</b></p> <p>Learn a new <b>song</b> together. Try "Shake My Sillies Out" by Raffi</p>    |  <p><b>11</b></p>                 | <p><b>12</b></p> <p>Have your child <b>draw</b> a picture. Let him/her tell you a story about their picture.</p>                                       | <p><b>13</b></p> <p>Learn about the <b>Alphabet</b>. Sing songs together like B-I-N-G-O and read, "Eating the Alphabet" by Lois Ehlert</p>                                       | <p><b>14</b></p>  <p><b>Valentine's Day</b></p>                        |
| <p><b>15</b></p> <p>Use lots of new words while <b>playing</b> like: slow, fast, busy, same, different.</p>   | <p><b>16</b></p>  | <p><b>17</b></p> <p>Give your child words to describe <b>feelings</b>: happy/sad/mad/excited</p> | <p><b>18</b></p> <p>Get out the <b>family</b> photos and talk about the people and events in the pictures.</p>      | <p><b>19</b></p>   | <p><b>20</b></p> <p>Play "<b>I Spy</b>" with sounds. "I spy something that starts with M," "Monkey."</p>   | <p><b>21</b></p>  |
| <p><b>22</b></p> <p>Give your child the opportunity to make a <b>choice</b>, "Do you want the red shirt or the blue shirt?"</p>   | <p><b>23</b></p> <p><b>Story chain</b>. Have one person start a story and everyone in the family adds a sentence to make a funny new story.</p> | <p><b>24</b></p>   | <p><b>25</b></p> <p>Cut out <b>pictures</b> of animals Group animals by size, where they live or how they move.</p> | <p><b>26</b></p> <p>Let your child help with simple chores . Talk about opposites you find: "This cup is <b>empty</b> but this one is <b>full</b>"</p> | <p><b>27</b></p>   | <p><b>28</b></p>  |
| <p style="text-align: center;"><b>Shake My Sillies Out</b></p> <p>I'm going to shake, shake, shake my sillies out<br/>           Shake, shake, shake my sillies out<br/>           Shake, shake, shake my sillies out<br/>           Wiggle my waggles away!<br/>           I'm going to jump, jump, jump my jiggles out<br/>           jump, jump, jump my jiggles out<br/>           jump, jump, jump my jiggles out<br/>           Wiggle my waggles away!</p> |   |  |   |  | <p style="text-align: center;"><b>Language Express Preschool Speech &amp; Language</b></p>  |   |